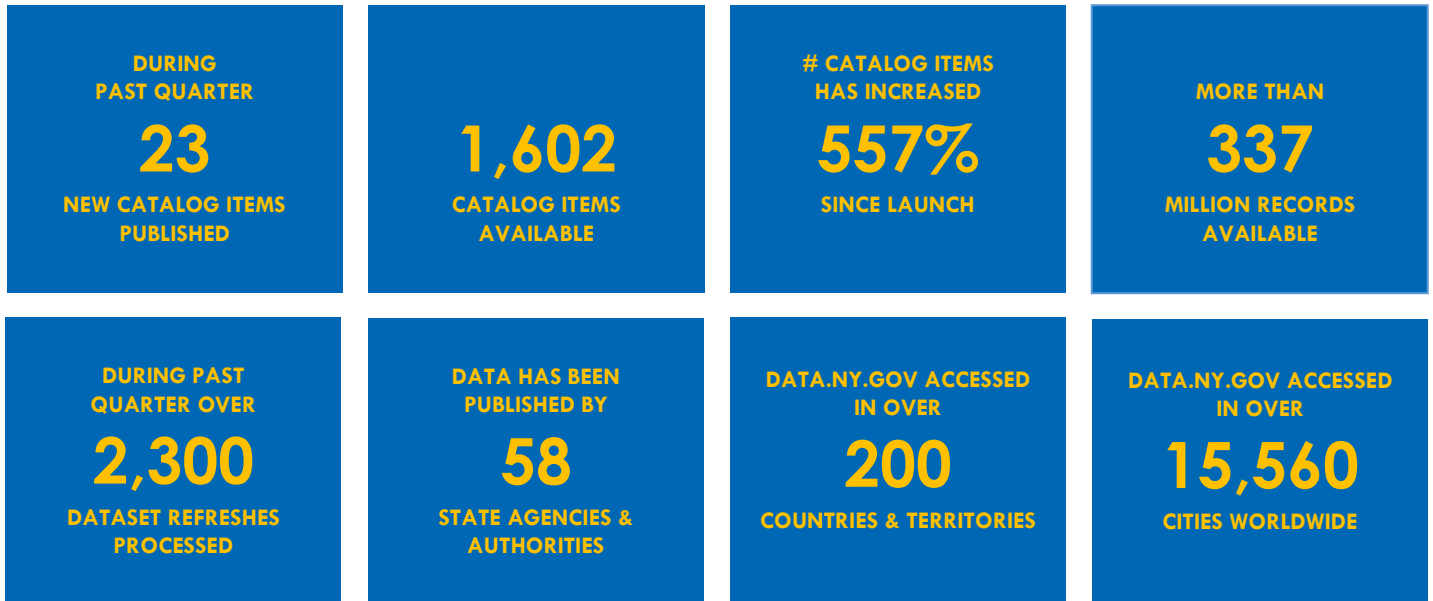




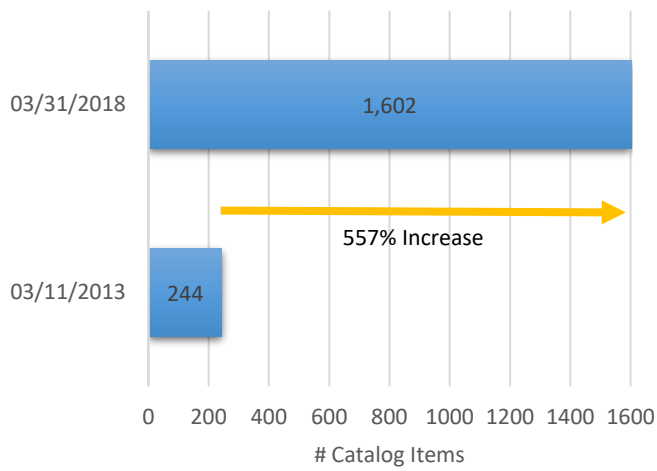
## Open NY Fast Facts



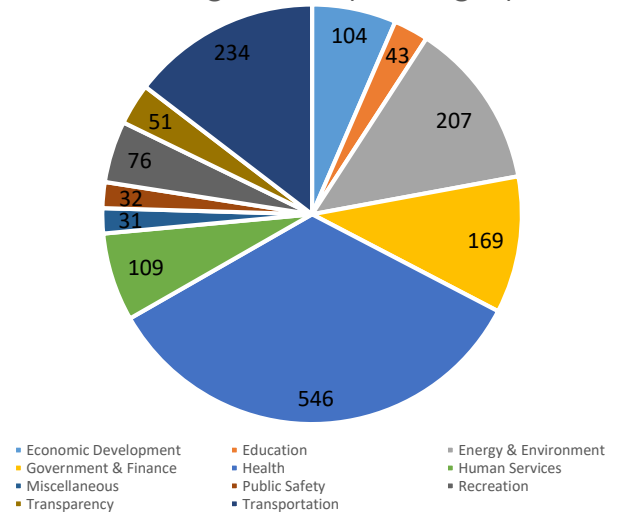
## Highlights

- Information on New York State’s Low- to Moderate-Income (LMI) population is now available in tabular format on Open NY at <https://data.ny.gov/d/bui8-bb6g>, and as an interactive analysis tool on NYS Energy Research and Development Authority’s (NYSERDA) website at <https://www.nyserdera.ny.gov/lmi-tool>. The dataset is derived from the U.S. Census Bureau’s American Community Survey, and provides spatial, demographic, housing, and economic characteristics of LMI households across New York State. The Open NY LMI Dataset is intended for users with experience working with survey data files and statistical software packages who want to explore the underlying data that supports the LMI Analysis Tool. Those interested in LMI statistics and generating custom charts and graphs can leverage the interactive LMI Analysis Tool at <https://www.nyserdera.ny.gov/lmi-tool>.
- For many anglers, Spring begins on April 1 when trout season opens. The Current Season Spring Trout Stocking dataset (<https://data.ny.gov/d/d9y2-n436>) tells anglers where catchable sized trout are planned to be stocked this Spring. The Fish Stocking Lists (Actual): Beginning 2011 dataset (<https://data.ny.gov/d/e52k-ymww>) goes deeper, allowing anglers to view the fish that were actually stocked over multiple years, including both coldwater and warmwater species. This is particularly useful to anglers who want to target fish that are stocked at a small size with the expectation that they will grow before they can be caught in areas such as Adirondack brook trout ponds or walleye waters. The ability to look back at stocking over multiple years was not available prior to the data being posted on [data.ny.gov](https://data.ny.gov). For more information on Places to Fish, visit NYSDEC’s website at <http://www.dec.ny.gov/outdoor/7749.html>.

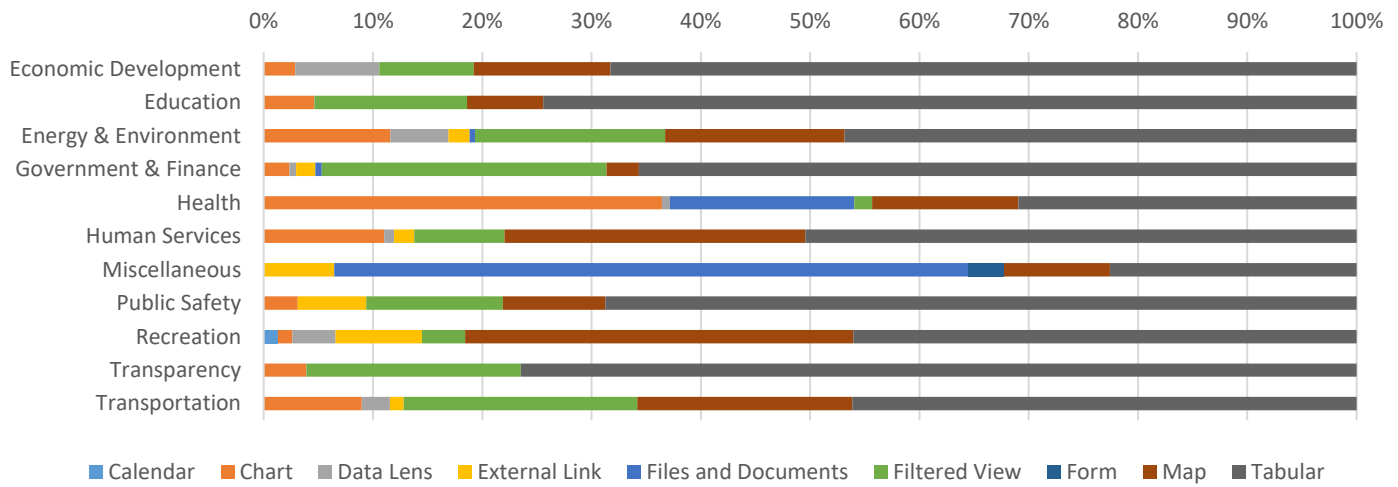
### Open Data NY Growth



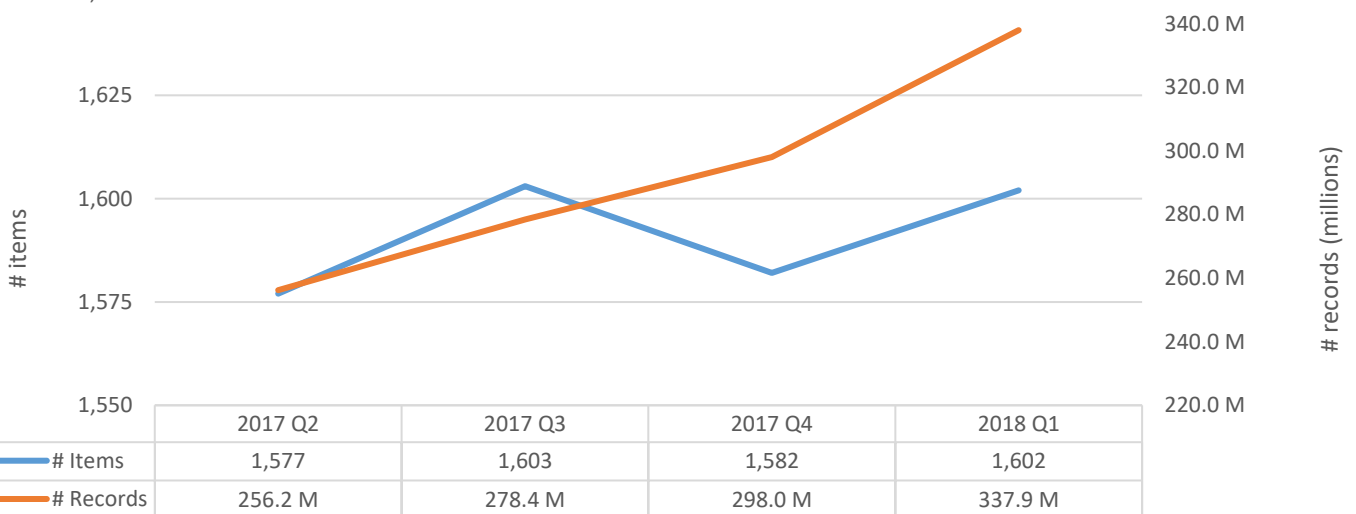
### Catalog Items by Category



### Catalog Items by Category and Type of Dataset



### Catalog Items, Data Records Published in Past Four Quarters



Decrease in number of Q4 catalog items is due to dataset consolidation and improvement work completed in Q4 (see [previous Quarterly Update](#) for details).

## Check out all the data catalog items that are new this quarter

[HIV Ambulatory Care Quality of Care Performance Results: 2011](#)

[Managed Care Individual Provider Network Data: September 30, 2017](#)

[Hospital Cost Report Audited Data: 2015](#)

[Managed Care Institutional Provider Network Data: September 30, 2017](#)

[New York State Executive Budget Appropriations \(Non-Capital\), as Amended: 2018-2019](#)

[Individual Provider Network Data](#)

[Hospital Inpatient Discharges \(SPARCS De-Identified\): 2016](#)

[Baby Names: Top Names by Year: 2016](#)

[NYS Thruway Origin and Destination Points for All Vehicles - 1 Hour Intervals: 2018](#)

[HIV Ambulatory Care Quality of Care Performance Results: 2013](#)

[Distributed Generation Projects funded by NYSERDA: Beginning 2001](#)

[Institutional Provider Network Data](#)

[Hospital Cost Report Audited Data Print Image: 2015](#)

[Hospital Inpatient Discharges \(SPARCS De-Identified\) Downloadable File: 2016](#)

[NYS Thruway Origin and Destination Points for All Vehicles - 15 Minute Intervals: 2017 Q4](#)

[New York State Executive Budget Capital Appropriations: 2018-2019](#)

[New York State Executive Budget Capital Appropriations, as Amended: 2018-2019](#)

[New York State Executive Budget Appropriations: 2018-2019](#)

[HIV Ambulatory Care Quality of Care Performance Results: 2014](#)

[NYSERDA Low- to Moderate-Income New York State Census Population Analysis Dataset: Average for 2013-2015](#)

[Hospital Cost Report Audited Data: 2014](#)

[Hospital Cost Report Audited Data Print Image: 2014](#)