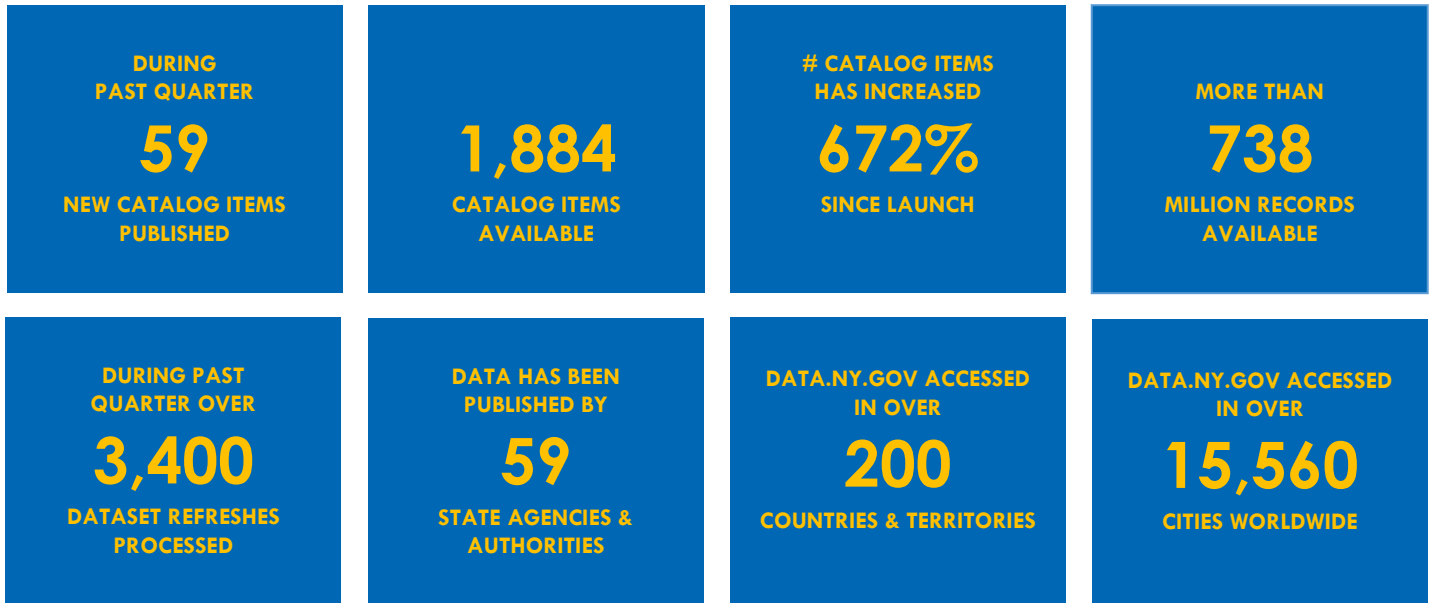




Open NY Fast Facts



Highlights

- **The New York State Department of Taxation and Finance publishes 3 new datasets**

Monthly Cigarette Tax Stamp Sales: Beginning 1999

<https://data.ny.gov/Government-Finance/Cigarette-Tax-Stamp-Sales-Beginning-1999/67p4-7xtu>

The cigarette excise tax is paid when a licensed cigarette stamping agent purchases New York State tax stamps from the Tax Department. As evidence of payment of the tax, stamps must be affixed to the bottom of each pack of cigarettes sold in New York State. New York City also imposes a separate excise tax and stamp per pack. This dataset reflects both types of stamps, as applicable.

Taxable Sales and Purchases of Motor Fuel and Highway Diesel Fuel Quarterly Data: Beginning Sales Tax Year 2013-2014

<https://data.ny.gov/Government-Finance/Taxable-Sales-and-Purchases-of-Motor-Fuel-and-High/hgxa-ib84>

This dataset includes taxable sales and purchases of motor fuel and highway diesel fuel subject to the State sales tax, the Metropolitan Commuter Transportation District sales tax, each county's sales tax, and the New York City sales tax. Taxable sales consist of retail sales of motor fuel (all grades) and diesel fuel. The information contained in this dataset can be utilized by state and local government officials and others interested in motor fuel and highway diesel fuel sales by county.

Property Assessment Data from Local Assessment Rolls

<https://data.ny.gov/Government-Finance/Property-Assessment-Data-from-Local-Assessment-Rol/7vem-aaz7>

For the first time, statewide assessment roll data is available for download in one location. This dataset is comprised of the final assessment rolls submitted by 996 local governments. Together, the assessment rolls provide the details of more than 4.7 million parcels across New York State.

- **The New York State Department of Health publishes two new datasets**

In this quarter, the Nursing Home Cost Report and NYS Statewide COVID-19 Reinfection Data datasets were added.

Nursing Home Cost Report (RHCF): 2020

<https://health.data.ny.gov/Health/Nursing-Home-Cost-Report-RHCF-2020/kz27-ecra>

New York State Statewide COVID-19 Reinfection Data

<https://health.data.ny.gov/Health/New-York-State-Statewide-COVID-19-Reinfection-Data/7aaj-cdtu>

- **The New York State Energy Research and Development Authority (NYSERDA) published four new catalog items on Open NY in the first quarter of 2022**

Transparency and Open Data Pipeline Storyboard

<https://data.ny.gov/stories/s/883u-arwb>

This first-of-its-kind Storyboard on data.ny.gov provides an overview of NYSERDA's extensive transparency efforts and includes action items, schedules, and monitoring plans. The Storyboard also highlights NYSERDA's upcoming Open NY catalog publications.

Draft Disadvantaged Communities (DAC)

<https://data.ny.gov/Energy-Environment/Draft-Disadvantaged-Communities-DAC-2021/xj7e-q8ja>

The Draft DAC dataset identifies areas throughout NYS that meet the draft disadvantaged community criteria as voted on by the NYS Department of Environmental Conservation's Climate Justice Working Group (CJWG), which was created through the Climate Leadership and Community Protection Act (Climate Act). The draft DAC criteria will undergo 120 days of public input process (starting March 9, 2022) and pending potential changes by the CJWG, will require a vote by the CJWG to finalize the definition.

NYSERDA Building Energy Data Exchange Specification (BEDES)

<https://data.ny.gov/Energy-Environment/NYSERDA-Building-Energy-Data-Exchange-Specificatio/man9-y8du>

The Building Energy Data Exchange Specification (BEDES) is a dictionary of terms, definitions, and field formats that was created to help address a lack of standardization in terminology and vernacular for quantities. The Department of Energy uses BEDES in its publicly available building energy-efficiency tools. The NYSERDA BEDES dataset is an inventory of NYSERDA Open NY dataset and data labels that have been mapped to a corresponding BEDES term.

Real Property Tax Law Section 487 Opt-Out Forms Filed with NYSERDA: Beginning 2018

<https://data.ny.gov/Energy-Environment/Real-Property-Tax-Law-Section-487-Opt-Out-Forms-Fi/kjz2-mkaj>

Real Property Tax Law (RPTL) section 487 provides a fifteen-year property tax exemption for certain renewable energy generating systems and equipment. This exemption is subject to local option, meaning that taxing jurisdictions may – by local law or resolution – opt out of offering the tax exemption under RPTL section 487. A record of relevant local laws and resolutions filed with NYSERDA is made accessible by this dataset which includes counties, jurisdictions, and type of filing.

- **The Metropolitan Transportation Authority (MTA) publishes 38 new datasets**

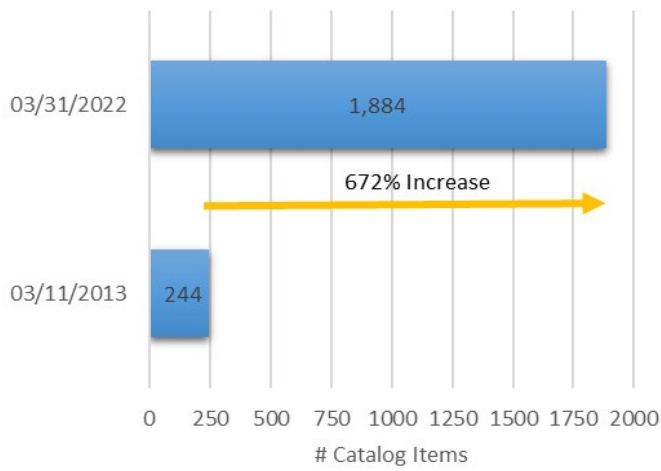
The MTA has renewed its commitment to transparency and accountability, and as an element of that, is substantially expanding its Open Data program. In this quarter, MTA added 38 new datasets covering a range of performance metrics and other data about its subway, bus, Access-A-Ride paratransit, and commuter rail services. MTA now has 58 datasets on data.ny.gov, as well as 57 views, maps, and other visualizations of those datasets.

The datasets may be viewed at https://data.ny.gov/browse?Dataset-Information_Agency=Metropolitan+Transportation+Authority&federation_filter=297&limitTo=datasets&sortBy=newest&utf8=%E2%9C%93.

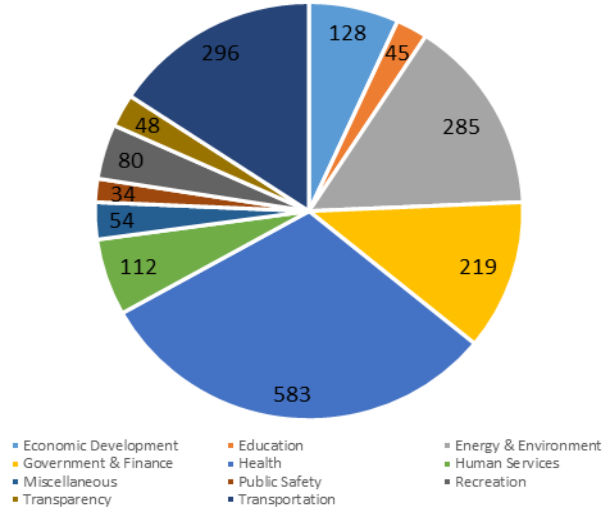
In the coming quarter, MTA expects to publish several additional datasets, and will also release its three-year plan for further expanding and enhancing their Open Data.

Learn more about the MTA Open Data program at <https://mta.info/open-data>.

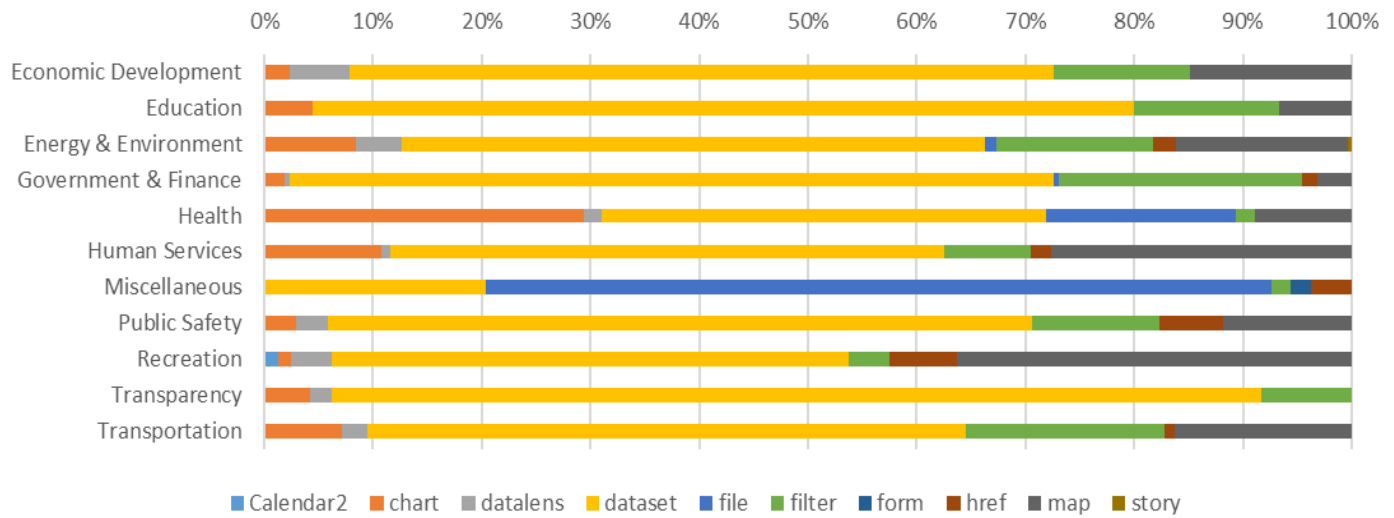
Open Data NY Growth



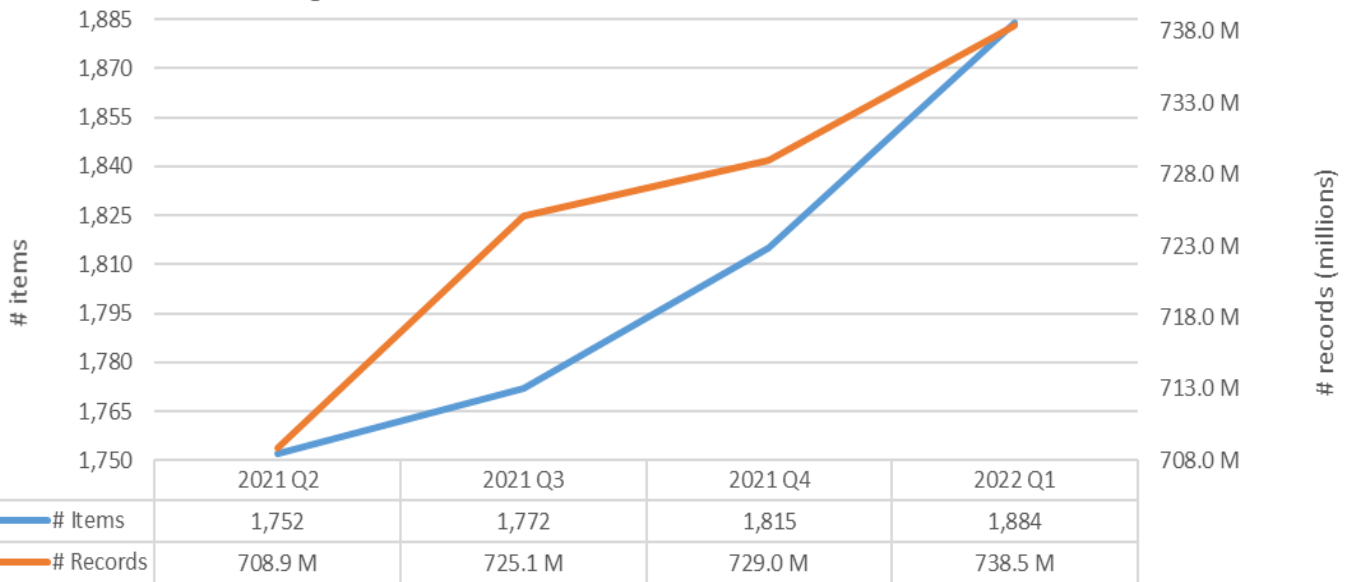
Catalog Items by Category



Catalog Items by Category and Type of Dataset



Catalog Items, Data Records Published in Past Four Quarters



Check out all the data catalog items that are new this quarter:

[Census 2010 and 2020 Population: Region, Counties, Cities, Towns, Villages](#)
[Cigarette Tax Stamp Sales: Beginning 1999](#)
[Daily Admissions at Olympic Regional Development Authority Sites: Beginning 2013](#)
[Draft Disadvantaged Communities \(DAC\): 2021](#)
[Location Contact Information for Olympic Regional Development Authority Sites](#)
[MTA Access-A-Ride Call Center Performance: Beginning 2016](#)
[MTA Access-A-Ride Customer Complaints: Beginning 2018](#)
[MTA Access-A-Ride Customer Experience: 2018 to 2020](#)
[MTA Access-A-Ride Drop-off On-Time Performance: Beginning 2016](#)
[MTA Access-A-Ride Max Ride Time Performance: Beginning 2018](#)
[MTA Access-A-Ride Pickup On-Time Performance: Beginning 2016](#)
[MTA Access-A-Ride Provider No-Shows: Beginning 2016](#)
[MTA Access-A-Ride Ride Time: Beginning 2016](#)
[MTA Access-A-Ride Ridership: Beginning 2016](#)
[MTA Bus Customer Journey-Focused Metrics: Beginning 2017](#)
[MTA Bus Mean Distance Between Failures: Beginning 2015](#)
[MTA Bus Passenger Environment Survey: 2015 to 2019](#)
[MTA Bus Service Delivered: Beginning 2015](#)
[MTA Bus Speeds: Beginning 2015](#)
[MTA Bus Wait Assessment: Beginning 2017](#)
[MTA Bus Wheelchair Ramp/Lift Usage: Beginning 2018](#)
[MTA Customer Feedback Performance Metrics: Beginning 2017](#)
[MTA Daily Ridership Data: Beginning 2020](#)
[MTA LIRR and Metro-North Canceled and Terminated Trains: Beginning 2019](#)
[MTA LIRR and Metro-North Elevator and Escalator Availability: Beginning 2019](#)
[MTA LIRR and Metro-North Lost Time Rates: Beginning 2018](#)
[MTA LIRR and Metro-North Mean Distance Between Failures: Beginning 2015](#)
[MTA LIRR and Metro-North On-Time Performance: Beginning 2015](#)
[MTA LIRR and Metro-North Service Reliability: Beginning 2015](#)
[MTA LIRR Chargebacks: Beginning 2015](#)
[MTA LIRR Systemwide Delays: Beginning 2015](#)
[MTA Subway Accessible Station Platform Availability: Beginning 2018](#)
[MTA Subway and Bus Mask Compliance Statistics: Beginning 2020](#)
[MTA Subway and Bus Reduced-Fare MetroCard Usage: Beginning 2018](#)
[MTA Subway Car Passenger Environment Survey: 2015 to 2019](#)
[MTA Subway Customer Journey-Focused Metrics: Beginning 2015](#)
[MTA Subway Elevator and Escalator Availability: Beginning 2015](#)
[MTA Subway Major Incidents: Beginning 2015](#)
[MTA Subway Mean Distance Between Failures: Beginning 2015](#)
[MTA Subway Service Delivered: Beginning 2015](#)
[MTA Subway Station Passenger Environment Survey: 2015 to 2019](#)
[MTA Subway Terminal On-Time Performance: Beginning 2015](#)
[MTA Subway Wait Assessment: Beginning 2015](#)
[New York Forward Industry Reopening Status by Phase](#)
[New York State Executive Budget Appropriations \(Non-Capital\): 2022-23](#)
[New York State Executive Budget Capital Appropriations: 2022-23](#)

[New York State Statewide COVID-19 Reinfection Data](#)

[Nursing Home Cost Report \(RHCF\): 2020](#)

[NYSERDA Building Energy Data Exchange Specification \(BEDES\)](#)

[NYSERDA Transparency Storyboard](#)

[NYSTAR Centers of Excellence Economic Impacts: Beginning 2011](#)

[Property Assessment Data from Local Assessment Rolls](#)

[Real Property Tax Law Section 487 Opt-Out Forms Filed with NYSERDA: Beginning 2018](#)

[State Liquor Authority Currently Active Temporary Permits](#)

[State Liquor Authority Licenses Currently Operating Under SAPA](#)

[Taxable Sales and Purchases of Motor Fuel and Highway Diesel Fuel Quarterly Data: Beginning Sales Tax Year 2013-2014](#)

[US SBA COVID 19 Relief to NYS Business - Shuttered Venue Operator Grant Program](#)

[US SBA COVID-19 Relief to NYS Business Paycheck Protection Program](#)

[US SBA COVID-19 Relief to NYS Business Restaurant Revitalization Fund](#)