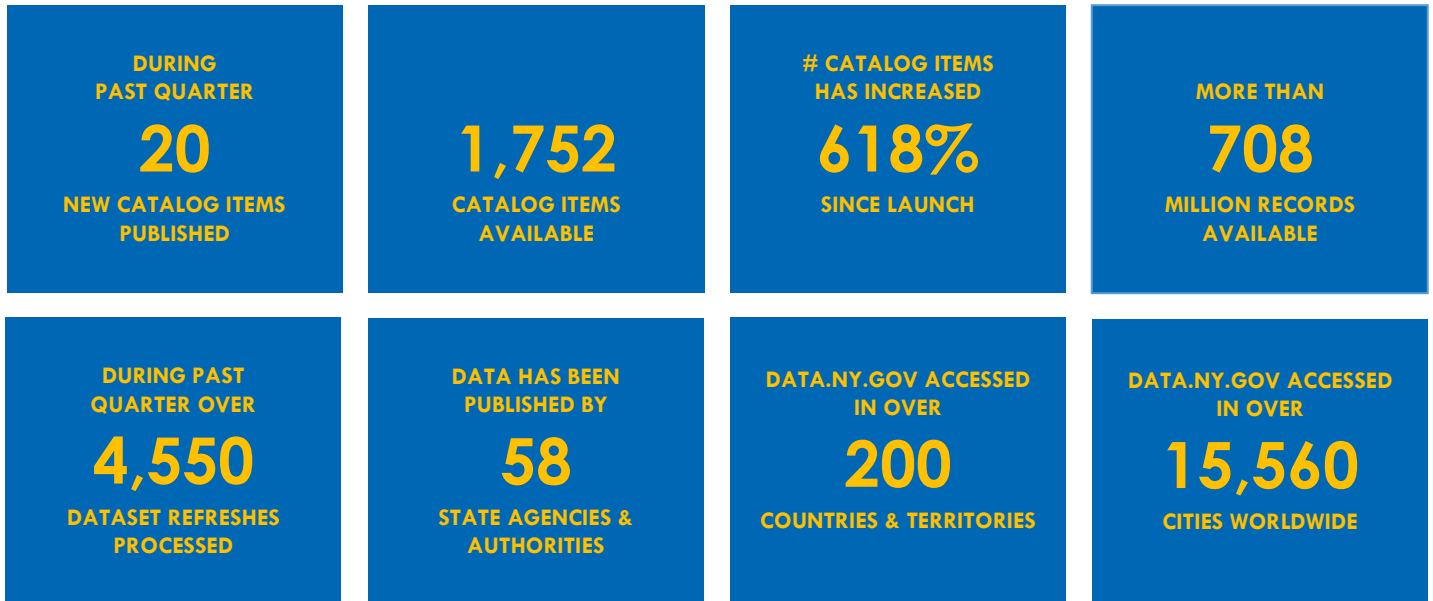




## Open NY Fast Facts



## Highlights

- **The New York State Office of Parks, Recreation and Historic Preservation (OPRHP) publishes the beach water quality testing dataset**

OPRHP oversees around 60 swimming beaches during the summer months and samples beach water at least once of a week for bacterial indicators of impaired water quality, including *E. coli* for freshwater and *Enterococcus* for ocean water. The dataset (<https://data.ny.gov/d/wwwd-za77>) contains nearly 9,900 testing results starting with the 2015 swimming season through the most current records covering the 2020 swimming season. Test results indicated whether a beach remained safe for swimming or had to be closed due to impairment until a follow-up test result indicated it again met safety standards.

- **Empire State Development (ESD) publishes the Database of Economic Incentives, which provides project-level detail on projects receiving support from the State's chief economic development agency**

The Database of Economic Incentives (<https://data.ny.gov/d/26ei-n4eb>) provides the public with comprehensive information on ESD loan, grant, and tax credit incentive projects that support infrastructure, innovation, place-making and revitalization, tradable sectors, and workforce development

The Database contains over 1,000 active projects and will be updated on a quarterly basis.

The projects in the Database highlight a total public/private investment of \$18.4 billion, of which 82 percent of invested funds are leveraged private sector and non-ESD investment.

Based on the number of records and data fields available, New York’s Database of Economic Incentives is among the largest and most comprehensive State-level datasets of economic incentives in the nation.

The Database is accompanied by additional resources to help a user navigate ESD project-level information, including an informational webinar, to help orient the use to the data.

Empire State Development is the State of New York’s chief economic development agency. The mission of ESD is to promote a vigorous and growing state economy, encourage business investment and job creation, and support diverse, prosperous local economies across New York State through the efficient use of loans, grants, tax credits, real estate development, marketing, and other forms of assistance.

- **The New York State Energy Research and Development Authority (NYSERDA) published two datasets and one interactive map on Open NY in Q2 2021.**

**Monroe County Single Family Residential Building Assets and Energy Consumption: 2017-2019:**

<https://data.ny.gov/d/ebua-hcfg>

This aggregated and anonymized dataset of single-family residential building asset attributes and observed average annual energy consumption over the 2-year period from August 2017 through July 2019 is available for Monroe County. The dataset includes more than 55,000 properties from the study’s matched residential dataset that had sufficient data for calculation of average annual energy consumption. This dataset with average annual energy consumption for gas, electric, and total consumption can be used by those interested in further analysis and energy modeling.

**Interim Disadvantaged Communities (DAC): 2020:** <https://data.ny.gov/d/t6wd-tdrv>

This dataset identifies areas throughout the State that meet the interim criteria identified for a disadvantaged community as defined by New York State. It contains the 4,145 Census block groups that make up the current interim DAC approach.

In addition to publishing the Interim DAC dataset, NYSERDA has leveraged the locational data to publish an interactive Interim DAC map (<https://data.ny.gov/d/9tbh-ek86>) on Open NY that identifies the Interim DAC areas throughout the State.

NYSERDA offers objective information and analysis, innovative programs, technical expertise, and support to help New Yorkers increase energy efficiency, save money, use renewable energy, and accelerate economic growth. To learn more about NYSERDA’s programs, visit <https://nyserda.ny.gov> or follow NYSERDA on Twitter, Facebook, YouTube, or Instagram.

- **The New York State Department of Health (DOH) publishes new COVID data**

**New York Forward COVID-19 Daily Hospitalization Summary by Region**

This dataset (<https://health.data.ny.gov/d/qutr-irdf>) includes the number of patients hospitalized, and number of patients in the intensive care unit (ICU) among patients with lab-confirmed COVID-19 disease by hospital region and reporting date. The primary goal of publishing this dataset is to provide users with timely information about hospitalizations among patients with lab-confirmed COVID-19 disease.

**New York State Statewide COVID-19 Fatalities by Age Group**

This dataset (<https://health.data.ny.gov/d/du97-svf7>) includes the cumulative number and percent of healthcare facility-reported fatalities for patients with lab-confirmed COVID-19 disease by reporting date and age group. This dataset does not include fatalities related to COVID-19 disease that did not occur at a hospital,

nursing home, or adult care facility. The primary goal of publishing this dataset is to provide users with information about healthcare facility fatalities among patients with lab-confirmed COVID-19 disease.

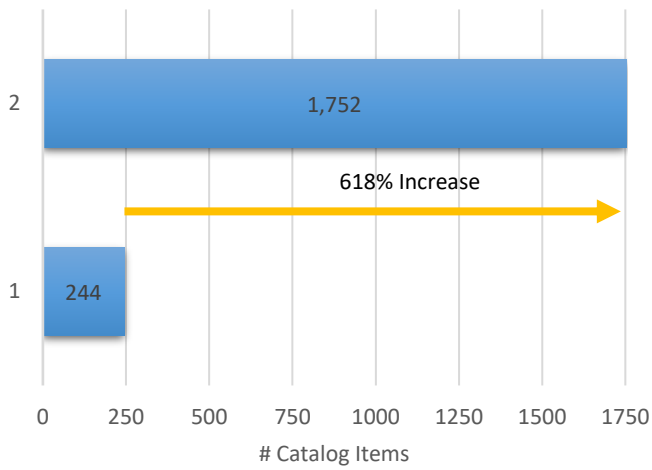
#### **New York State Statewide COVID-19 Fatalities by County**

This dataset (<https://health.data.ny.gov/d/xymy-pny5>) includes the cumulative number of healthcare facility-reported fatalities for patients with lab-confirmed COVID-19 disease by reporting date, patient county of residence, and patient fatalities that occurred based on the facility county. This dataset does not include fatalities related to COVID-19 disease that did not occur at a hospital, nursing home, or adult care facility. The primary goal of publishing this dataset is to provide users with information about healthcare facility fatalities among patients with lab-confirmed COVID-19 disease.

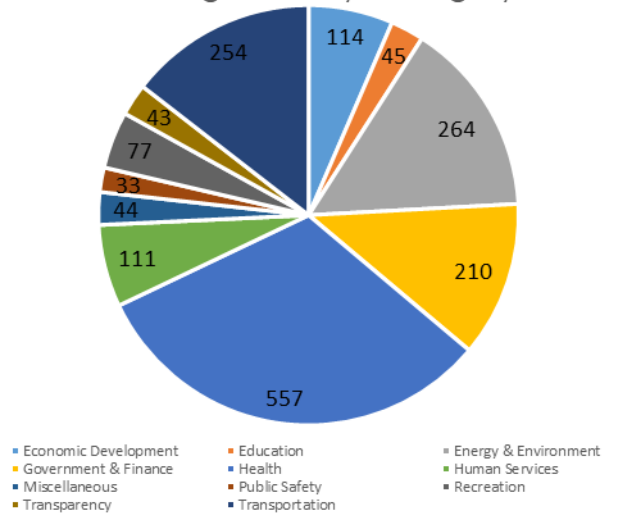
#### **New York State Statewide COVID-19 Fatalities by Sex**

This dataset (<https://health.data.ny.gov/d/8x2e-hhui>) includes the cumulative number and percent of healthcare facility-reported fatalities for patients with lab-confirmed COVID-19 disease by reporting date and patient sex. This dataset does not include fatalities related to COVID-19 disease that did not occur at a hospital, nursing home, or adult care facility. The primary goal of publishing this dataset is to provide users with information about healthcare facility fatalities among patients with lab-confirmed COVID-19 disease.

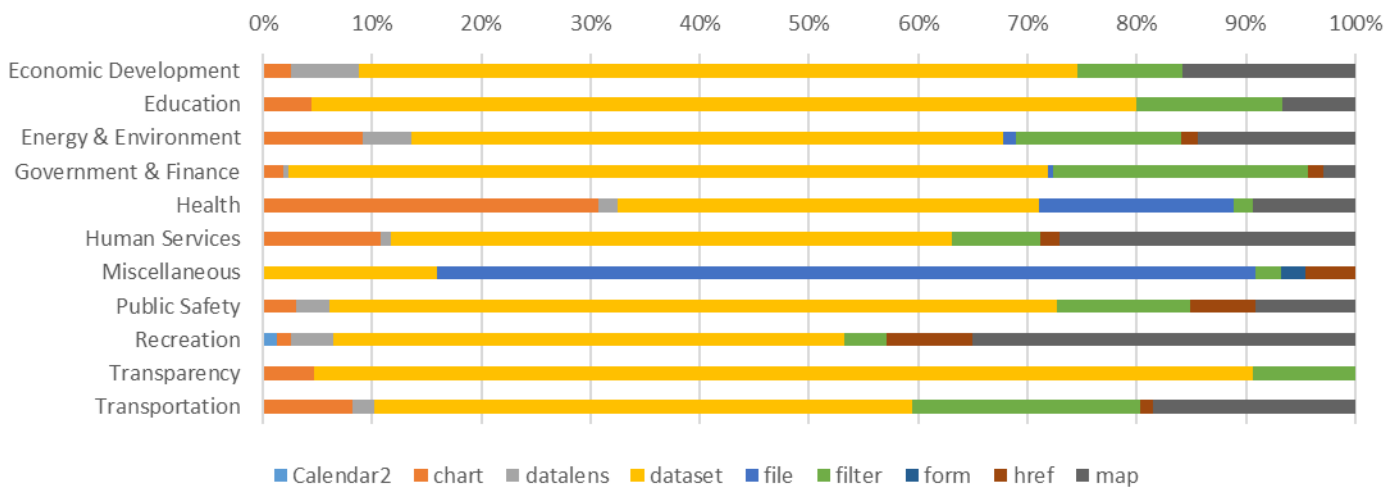
### Open Data NY Growth



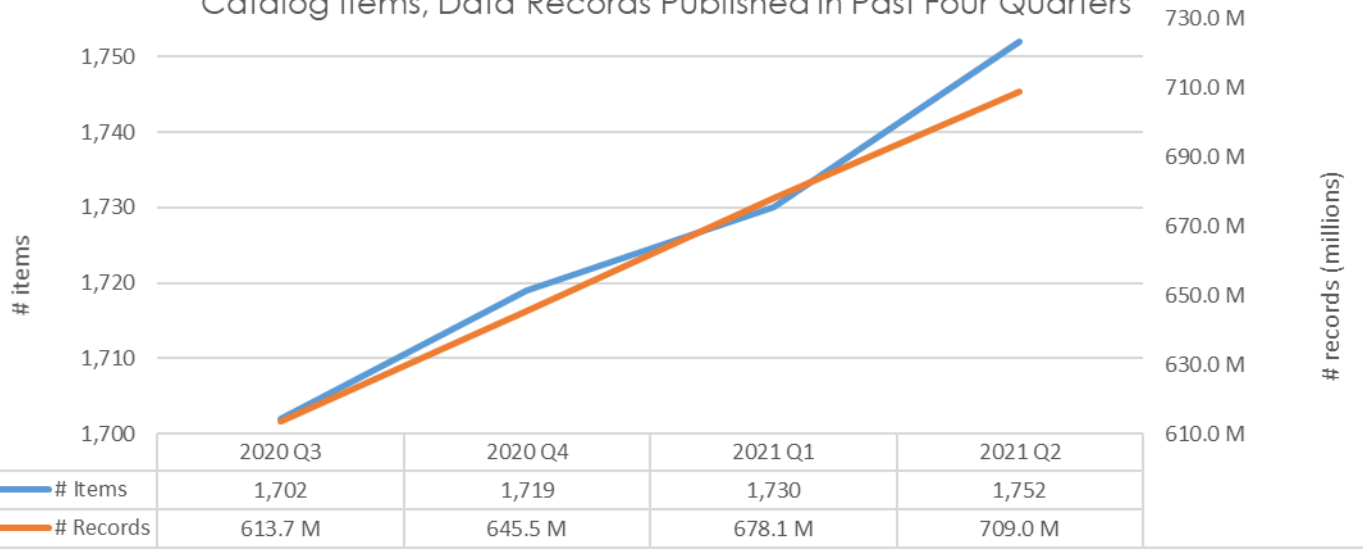
### Catalog Items by Category



### Catalog Items by Category and Type of Dataset



### Catalog Items, Data Records Published in Past Four Quarters



## Check out all the data catalog items that are new this quarter

[Beach Water Testing: Beginning 2015](#)

[Behavioral Risk Factor Surveillance Survey: 2019](#)

[Campaign Finance Disclosure Reports Data: Beginning 1999](#)

[Campaign Finance Filer Data: Beginning 1974](#)

[Database of Economic Incentives](#)

[Individual Provider Network Data: 2020 Quarter 4](#)

[Institutional Provider Network Data: 2020 Quarter 4](#)

[Interim Disadvantaged Communities \(DAC\): 2020](#)

[Interim Disadvantaged Communities \(DAC\) Map: 2020](#)

[Monroe County Single Family Residential Building Assets and Energy Consumption: 2017-2019](#)

[New York Forward COVID-19 Daily Hospitalization Summary by Region](#)

[New York State Enacted Budget Appropriations \(Non-Capital\): 2021-22](#)

[New York State Executive Budget Appropriations \(Non-Capital\), as amended: 2021-22](#)

[New York State Statewide COVID-19 Fatalities by Age Group](#)

[New York State Statewide COVID-19 Fatalities by County](#)

[New York State Statewide COVID-19 Fatalities by Sex](#)

[Patient Characteristics Survey \(PCS\): 2019](#)

[Quality Assurance Reporting Requirements \(QARR\) Health Disparities 2018](#)

[Quality Assurance Reporting Requirements \(QARR\) Health Disparities 2019](#)

[Thruway Toll Gantries](#)