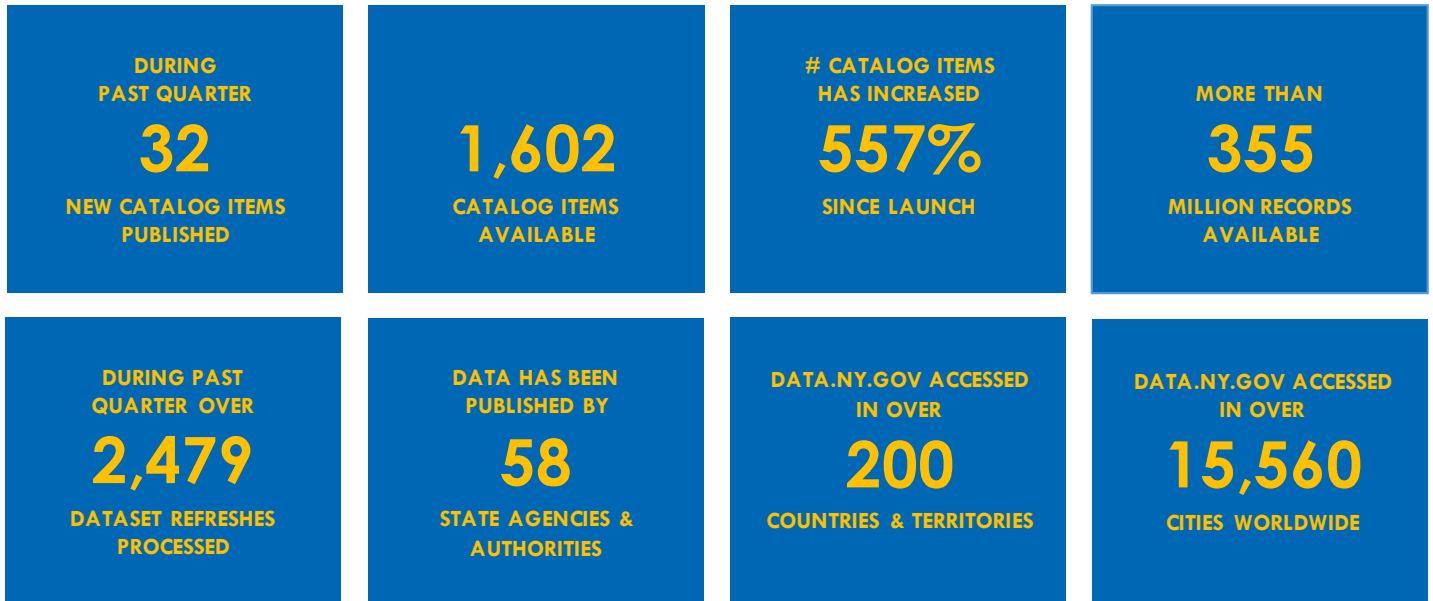




## Open NY Fast Facts



## Highlights

- To further increase consumer awareness of the food safety conditions in local food stores, the New York State Department of Agriculture and Markets is posting inspection results and their corresponding letter grades on Open Data (<https://data.ny.gov/d/d6dy-3h7r>). In January, the Department introduced letter grades for its food safety inspections to more clearly display if a retail food establishment is compliant with current food safety laws and regulations. The grades are indicated on the Notice of Inspection form, which is provided to retail food store owners or managers following the inspection and is required to be displayed at every public entrance to the facility. The letter grading is meant to help consumers better understand the sanitary conditions of the store and provide an opportunity to better educate store owners about food safety regulations.
- New York State launched Open FOIL NY (<https://www.ny.gov/programs/open-foil-ny>) in June, a new website that provides easy and unparalleled access to public records in New York. The website enhances Open NY's offerings with FOIL resources and contact information for 59 State executive agencies and authorities, information on New York State's Freedom of Information Law, and direct access to a growing body of online information and resources, including agency reading rooms and Open Data NY. It also provides a first-in-the-nation open-access online form to request records from up to three agencies simultaneously. "This initiative will build on the success of Open NY—expanding our award-winning platform to further enhance interaction between State government and the public," said Governor Andrew M. Cuomo.
- Check out Most Popular Baby Names By Year (<https://health.data.ny.gov/d/eyiv-ca2p>), the latest version of a very popular chart – created using recently-released visualization features provided by the platform! This new experience allows users to easily search the top baby names for any given year, beginning in 2007, from a single chart. Users can select specific years and sex to narrow the search using drop down filters located at the top of the chart. These filters automatically update the chart, eliminating the need to navigate among many single-year charts to find out the most popular names for a given year.

- Tick data is now available on Health Data NY. Tick-borne diseases, such as Lyme disease, anaplasmosis and babesiosis, are a significant issue in New York (NY), impacting well over 10,000 individuals yearly. The New York State Department of Health (NYSDOH) has a responsibility to perform surveillance to monitor and track different kinds of tick-borne diseases. The data provided on Health Data NY are the results of deer tick surveillance, also known as blacklegged ticks or by their scientific name *Ixodes scapularis*. The datasets are split by life stages (adult and nymph). Deer ticks in the adult life stage are most commonly seen in fall and early winter. Deer ticks in the nymph life stage are most commonly seen in late spring and early summer. Data from each publicly accessible site have been combined to be presented at the county level in these datasets.

The first two datasets cover testing of individual deer ticks for bacteria and parasites that cause Lyme disease, anaplasmosis, babesiosis, and a relapsing fever illness recently associated with a bacteria called *Borrelia miyamotoi*.

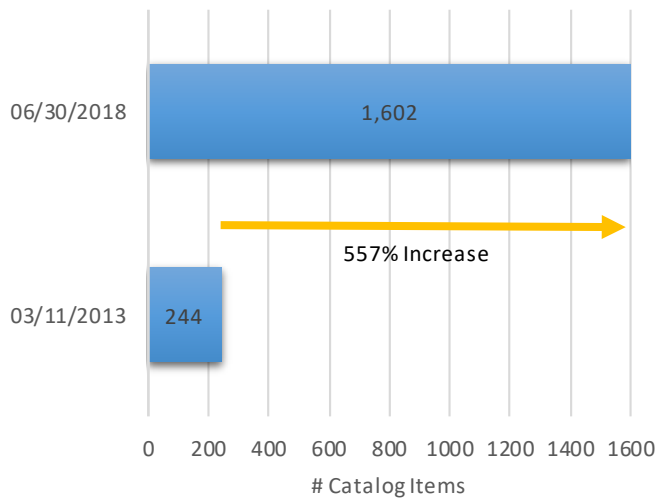
- Deer Tick Surveillance: Adults (Oct to Dec) excluding Powassan virus: Beginning 2008 (<https://health.data.ny.gov/d/vzbp-i2d4>)
- Deer Tick Surveillance: Nymphs (May to Sept) excluding Powassan virus: Beginning 2008 (<https://health.data.ny.gov/d/kibp-u2ip>)

The next two datasets cover testing for the Powassan virus (also known as Deer Tick virus). We do not include these data in the above datasets because ticks are not tested individually for Powassan/Deer tick virus, they are tested in groups, called “pools” of 5-10 ticks.

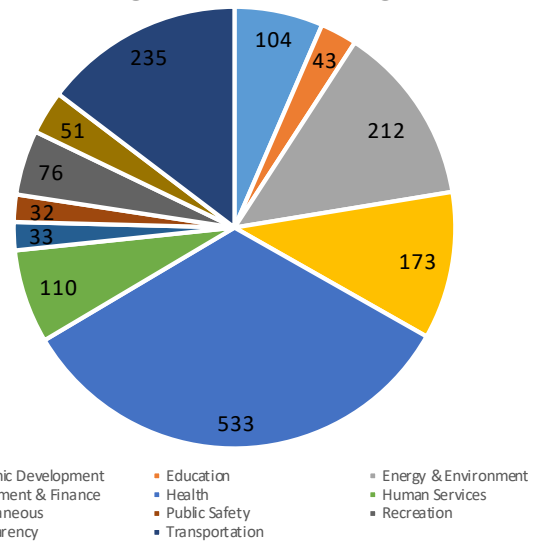
- Deer Tick Surveillance: Adults (Oct to Dec) Powassan virus only: Beginning 2009 (<https://health.data.ny.gov/d/syny-pj3r>)
- Deer Tick Surveillance: Nymphs (May to Sept) Powassan virus only: Beginning 2009 (<https://health.data.ny.gov/d/h8af-37at>)

These data depict number of publicly accessible sites visited (excluding NYC), number of ticks collected, number of deer ticks tested, the deer tick population density for that life stage, and the proportion (percent positive) of ticks infected with the specified bacteria, parasite or viruses by county and year from 2008-2016.

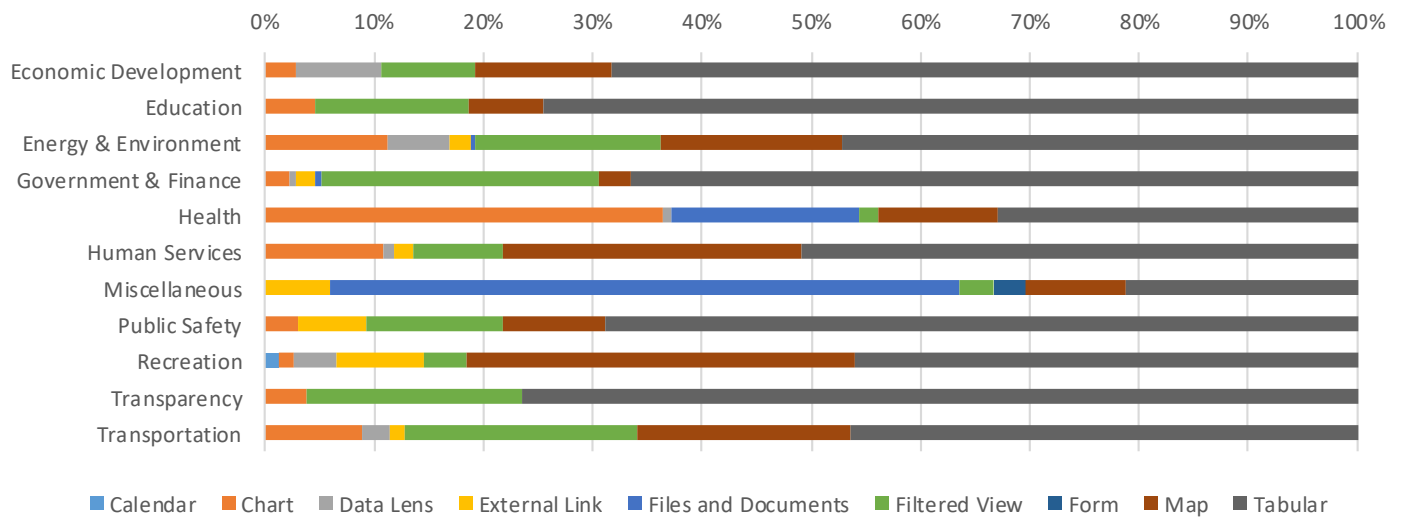
### Open Data NY Growth



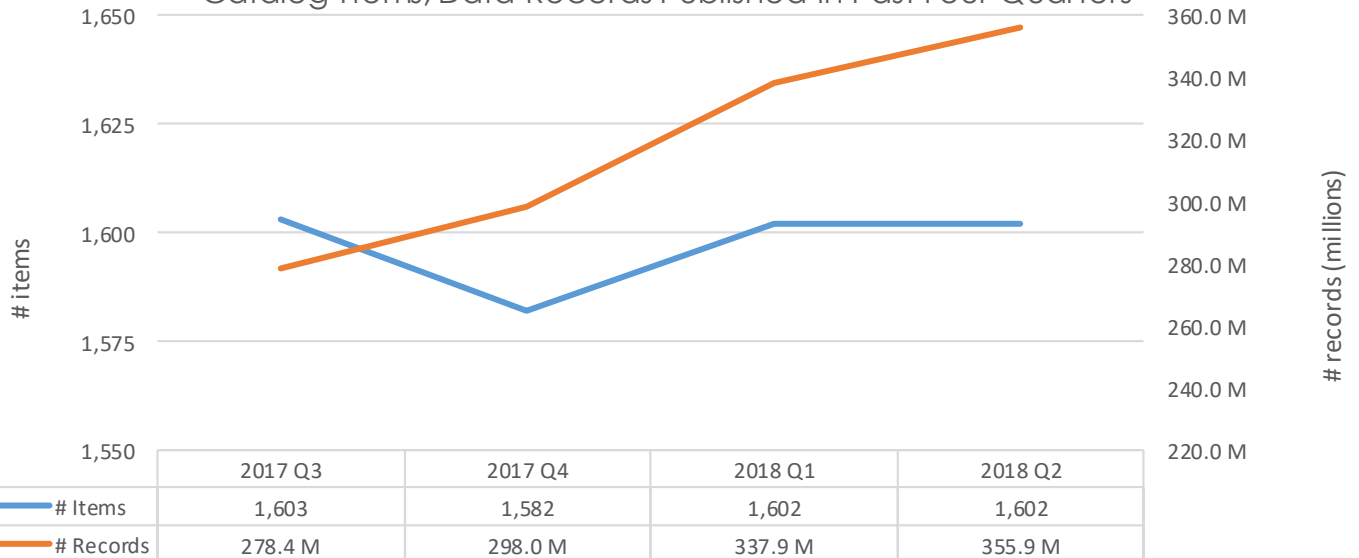
### Catalog Items by Category



### Catalog Items by Category and Type of Dataset



### Catalog Items, Data Records Published in Past Four Quarters



## Check out all the data catalog items that are new this quarter

[Automobile Insurance Company Complaint Rankings: Beginning 2009](#)  
[Behavioral Health for Adults by Health Home: Follow-up After Hospitalization](#)  
[Deer Tick Surveillance: Adults \(Oct to Dec\) excluding Powassan virus: Beginning 2008](#)  
[Deer Tick Surveillance: Adults \(Oct to Dec\) Powassan Virus Only: Beginning 2009](#)  
[Deer Tick Surveillance: Nymphs \(May to Sept\) excluding Powassan virus: Beginning 2008](#)  
[Deer Tick Surveillance: Nymphs \(May to Sept\) Powassan Virus Only: Beginning 2009](#)  
[Diabetes Adult Health by Health Home: HbA1c Testing](#)  
[GreenJobs - Green New York \(GJGNY\) Residential Loan Portfolio: Beginning November 2010](#)  
[Health Home Adult Health: Plan-All Cause Readmissions](#)  
[Health Home Adult Health: Potentially Preventable Readmissions and Prevention Quality Indicator - Chronic Composite](#)  
[Health Home Quality Measures: Beginning 2013](#)  
[Health Home Utilization- ER & IP visits](#)  
[Health Home Utilization Measures: Beginning 2013](#)  
[Health Home Utilization- Mental Health](#)  
[Health Home Utilization- Nursing Facility](#)  
[HIV/AIDS Comprehensive Care by Health Home: Engaged in Care](#)  
[Managed Care Individual Provider Network Data: December 31, 2017](#)  
[Managed Care Institutional Provider Network Data: December 31, 2017](#)  
[Managed Long-Term Care Regional Consumer Guide](#)  
[Managing Medications for Adults by Health Home: Asthma Medication Management](#)  
[Most Popular Baby Names By Year](#)  
[New York State Budget Vetoes: 2018-19](#)  
[New York State Enacted Budget Appropriations \(Non-Capital\): 2018-2019](#)  
[New York State Enacted Budget Capital Appropriations: 2018-19](#)  
[NYS Thruway Origin and Destination Points for All Vehicles - 15 Minute Intervals: 2018 Q1](#)  
[Office of Environmental Justice \(OEJ\) Grant Awards: Beginning 2006](#)  
[Patient Characteristics Survey \(PCS\): 2017](#)  
[Pilot Pharmaceutical Take-Back Program Medication Collection Boxes](#)  
[Pilot Pharmaceutical Take-Back Program Medication Collection Boxes Data Lens](#)  
[Public Pilot Pharmaceutical Take-Back Program Medication Collection Boxes Map](#)  
[Temporary Residences: Last Inspection](#)  
[Women's Preventive Care by Health Home: Chlamydia Screening](#)